

Website-Based School Information System At Smp Negeri 4 Kemangkon Using Rapid Application Development Method

Hari Pangestu*, Abdul Azis, & Agung Prasetyo

Informatics, Department of Computer Science, Amikom Purwokerto University, Indonesia

Abstract

This research presents a website-based School Information System at SMP Negeri 4 Kemangkon using the Rapid Application Development (RAD) method. Education, the central pillar of human resource development, requires innovation, especially in applying computerized and internet-connected information systems. Website-based information systems are a solution to facilitate users' access to information, including at SMP Negeri 4 Kemangkon. The formulation of the problem in this study is how to build a website-based school information system at SMP Negeri 4 Kemangkon using the RAD method to facilitate the dissemination of school information and become an effective promotional media. Black Box testing on the functional aspects of this system resulted in 100% validity, signifying the success of system features in meeting requirements and operating without technical problems. The research results in the form of a School Information System of SMP Negeri 4 Kemangkon that can be implemented as an information service and promotional media. This website presents various services, including new student registration (PPDB), extracurricular activities, school vision & mission, teacher data, school contacts, school news, and other information. Overall, this research illustrates the successful development of a school information system with the RAD approach, making a positive contribution in facilitating the dissemination of information and being effective as a school promotion media. Suggestions for future research can be focused on evaluating the system's effectiveness after implementation and developing additional features to improve user experience.

Keywords: rapid application development (RAD); SMPN 4 Kemangkon; web-based school information system.

Received: 12 January 2024

Revised: 23 May 2024

Accepted: 26 June 2024

1. Introduction

Technology development is growing increasingly rapidly (Fauzi et al., 2022; Kirman & Saputra, 2022; Sa'adah et al., 2022). The development of technology, especially information, encourages the development of information systems (Eka Mutia et al., 2022; Lestari & Jaya, 2021; Saputra, 2022). Information systems provide information and carry out operations from a combination of people, information technology and organized procedures (Alfiansyah & Lubaba, 2023; Erlangga et al., 2022; Mahardikawati, 2020). Information systems cover almost all fields, including health, service, transportation, trade, and education.

Education is critical in improving human resources (Apriana, 2022; Apriyani et al., 2022; Profita et al., 2022). Technological developments encourage the development of information systems in education that are computerized and connected to the internet, either application-based, desktop or website (Hilmawan et al., 2022; Nurkholis et al., 2022; Subroto et al., 2021). Website-based information systems connected to the internet will make it easier for users to obtain information (Irwanto, 2021).

SMP Negeri 4 Kemangkon is a public junior high school in Kedunglegok, Kemangkon, Buara, Majatengah, Kec. Purbalingga, Purbalingga Regency, Central Java. SMP Negeri 4 Kemangkon, in terms of education, has received "A" accreditation. So, it is appropriate for SMP Negeri 4 Kemangkon to have an information system that can be accessed online by prospective students, parents of prospective students, and even prospective workers and educators. In addition, this information system can also be used as a medium for school promotion to prospective students and parents of prospective students who want to register at SMP Negeri 4 Kemangkon.

* Corresponding author.

E-mail address: haripangestu218@gmail.com

Existing issues are resolved by constructing SMP Negeri 4 Kemangkön's web-based school information system. A web-based information system is an integrated collection of physical and non-physical components and methods that work together to transform educational data into useful information (Ambara & Antarajaya, 2022; Pratama et al., 2022; Roji, 2022). The processes contained in a website-based school information system include the process of registering new students (PPDB), extracurricular information, student data, school announcements, and teacher data (Darmansah & Suhendro, 2020; Irtanto & Damanik, 2022; Santosa & Febriyati, 2019).

A website for SMA Wisuda Pontianak was created by research by (Feladi & Marlianto, 2022) and is utilized as a platform for information about the school, including news, teacher and student data, and the school's vision and mission. The developed system can function as required based on the test findings. In line with earlier research by (Rizwan Nurfalah & Arny Lattu, 2023), this study uses the Extreme Programming (XP) approach to develop a website-based school information system service to help the community receive accurate and trustworthy information. The community can obtain convenient access to school-related information using this research's website-based school information system.

2. Research Methods

Based on the website, SMP Negeri 4 Kemangkön's school information system was developed using the Rapid Application Development (RAD) methodology (Bratakusuma & Ma'arifah, 2024). Based on its goals and capacity to quicken the system development process and enhance the calibre of output in comparison to the conventional system development cycle, the rapid application development (RAD) approach is employed as a system development method in this study (Lathifah & Sugiarti, 2022; Setyadi & Perbawa, 2022; Wahid, 2019). The principal of SMP Negeri 4 Kemangkön was interviewed for this study's data collection approach, which also involved direct observation of the school. Figure 1 illustrates the several phases of the rapid application development technique, including requirements planning, system design, development, and implementation.

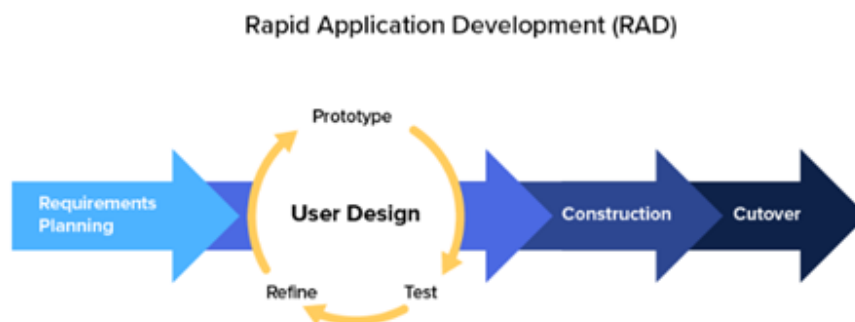


Fig 1. Stages of the Rapid Application Development Method

The stages of the Rapid Application Development (RAD) method are as follows (Nurman Hidayat & Kusuma Hati, 2021; Wijaya, 2020):

2.1. Planning Requirements

At this phase, users and developers collaborate to research, troubleshoot, and identify requirements for creating an application system. This marks the crucial starting point for system development success, preventing communication errors between users and developers.

2.2. System Design

The design phase tailors a solution to meet specific needs, aligning with the planned approach to address challenges. This stage involves designing a system intended for school use via the website. Key steps in planning the school information system at SMP Negeri 4 Kemangkön include:

a. Prototype

At this stage, website design is carried out with offline or local mode to display the results of the system design,

b. Test

In this process, a website prototype test is carried out to find out whether the prototype works accordingly or not,

c. Refine

In this process, the design screening stage is carried out regarding the content of the design used, whether it is to the owner's wishes or not.

2.3. Development

The implementation phase marks the initiation of building the planned system. It starts with coding, converting the designed system into a scheduled application for practical use.

2.4. Implementation

This phase involves translating the approved system design into actual code. Before implementation, a comprehensive testing process is conducted to identify potential errors. The entire system undergoes rigorous testing using Black Box Testing, a technique that concentrates on the functional aspects of the software, to minimize the risk of defects (Yani et al., 2020).

3. Results and Discussion

This research results in a school information system of SMP Negeri 4 Kemangkon that can be implemented as a school information service and school promotion media. The SMP Negeri 4 Kemangkon School Information System website has several information service menus such as new student registration services, extracurricular activities, school vision mission, teacher data, school contacts, school news, and school info as follows:

3.1. Design of School Information System (Web Profil SMPN 4 Kemangkon)

In designing a school information system (Web Profile of SMPN 4 Kemangkon), the author uses a context diagram with a DFD (Data Flow Diagram). Where, the purpose of the context diagram is to find out the state of the system to be built. The context diagram of the school information system can be seen in Figure 2.

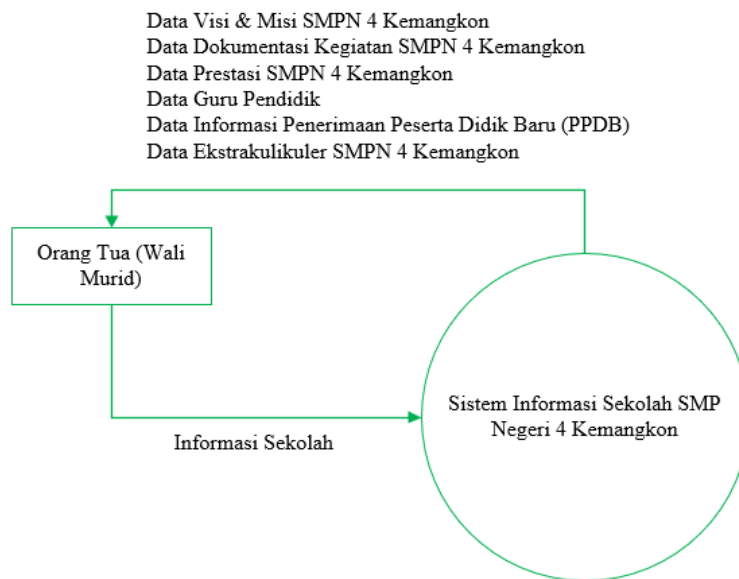


Fig 2. DFD Level 0 (in Indonesia)

3.2. Design of Information System for New Learner Registration at SMPN 4 Kemangkon

In designing this new student registration system for SMPN 4 Kemangkon, the author uses a context diagram with a DFD (Data Flow Diagram). Where, the purpose of the context diagram is to find out the state of the system to be built. The context diagram of the school Information System can be seen in Figure 3.

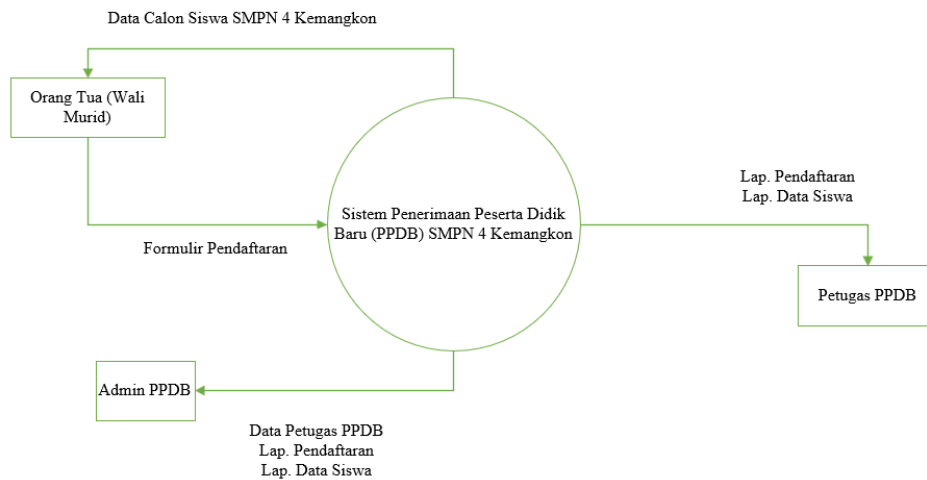


Fig 3. DFD Level 0 (in Indonesia)

3.3. School Information System Dashboard Page:

A dashboard or digital control panel is a control panel display that is made to provide easy-to-read information. The dashboard page on the SMP Negeri 4 Kemangkon School Information System functions as the home page or main page of the website to display any information by the school for the wider community. The School Information System dashboard page can be seen in Figure 4- 17 as follows:



Fig 4. Dashboard page

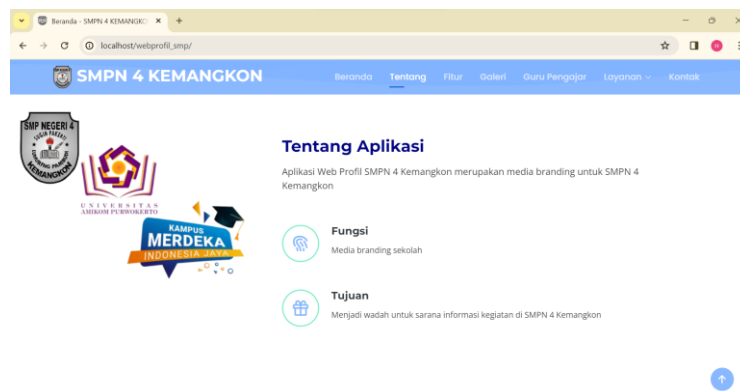


Fig 5. Dashboard-About Application page

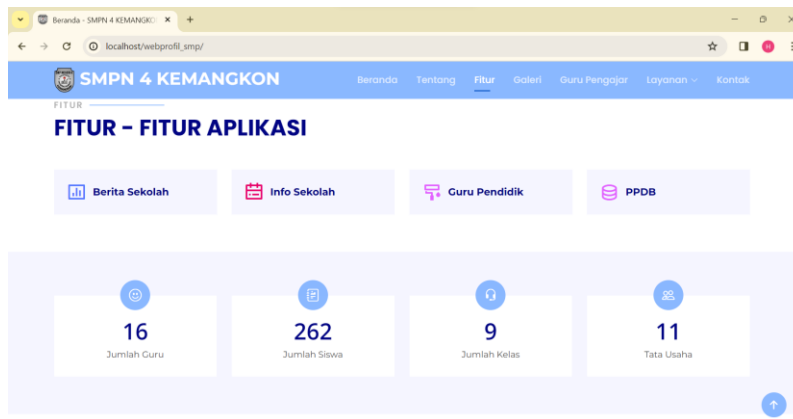


Fig 6. Dashboard page-Application Features



Fig 7. Dashboard page- Principal's Welcome

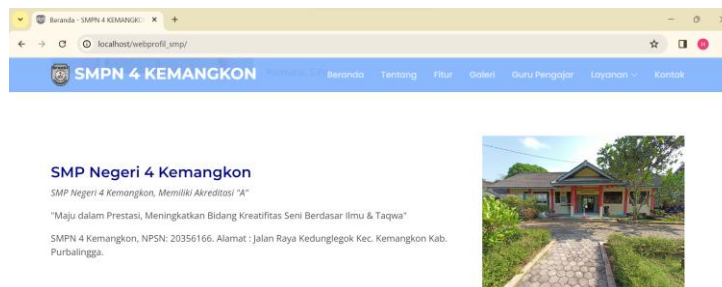


Fig 8. Dashboard page- School Information

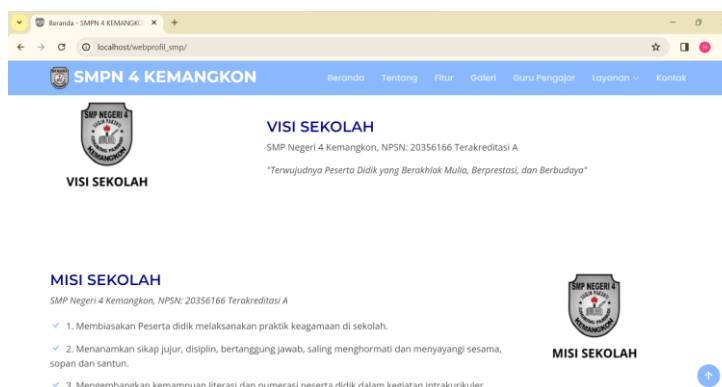


Fig 9. Dashboard page- School Vision & Mission

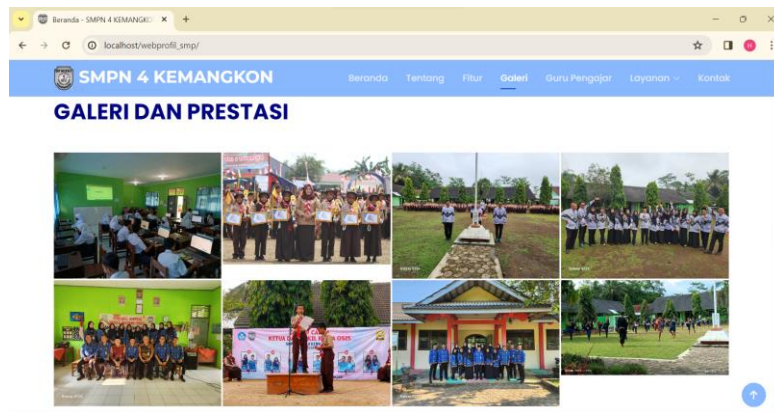


Fig 10. Dashboard page- School News

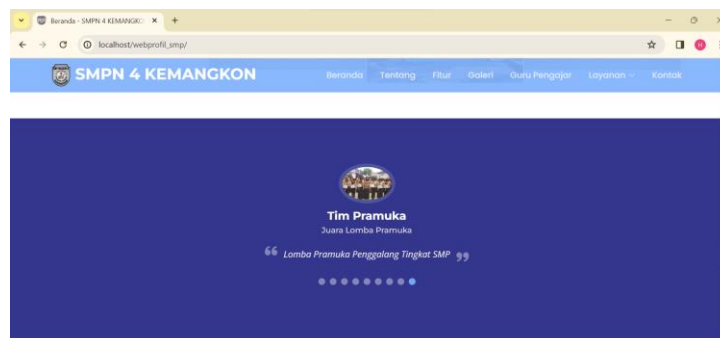


Fig 11. Dashboard page- School Achievement Info

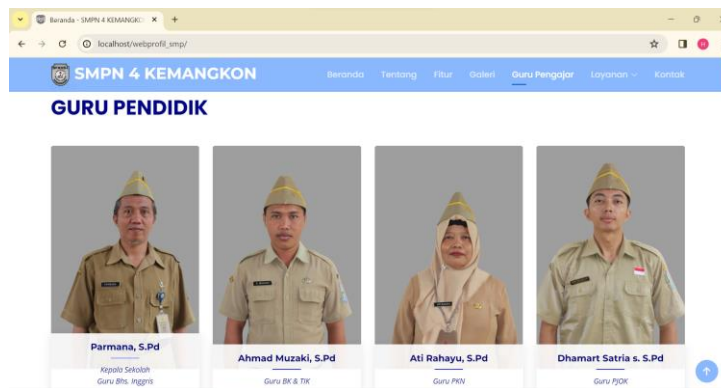


Fig 12. Dashboard page- Teacher Data

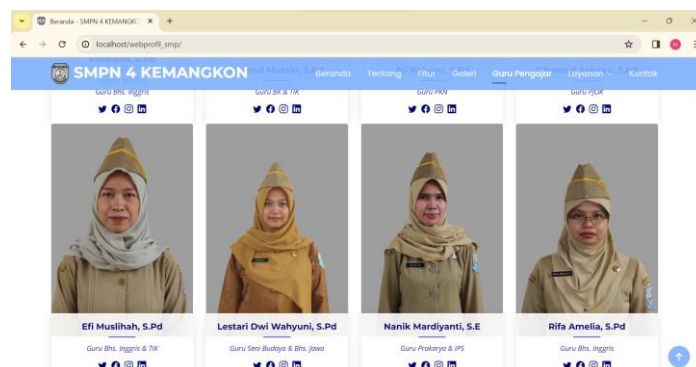


Fig 13. Dashboard page- Teacher data (continued)

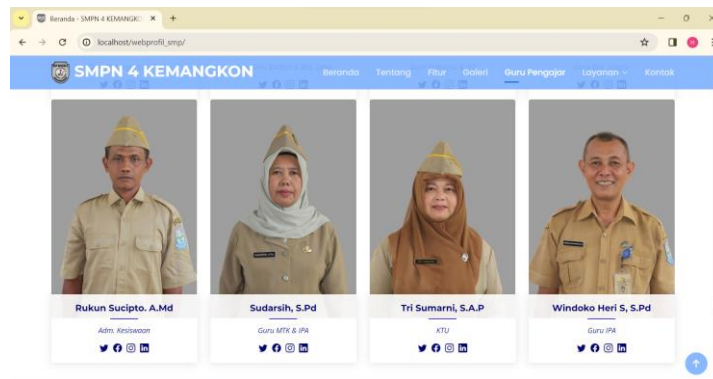


Fig 14. Dashboard page- Teacher data (continued)

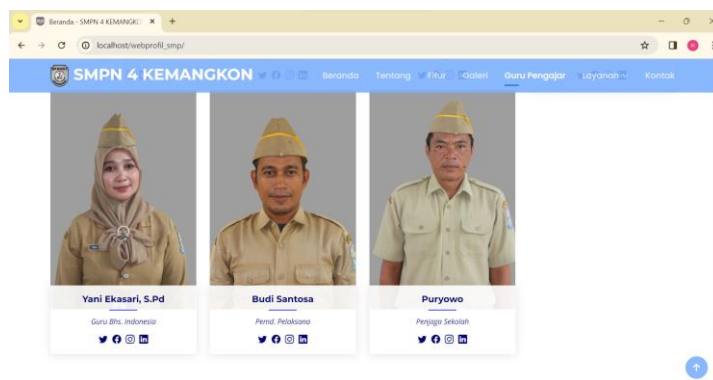


Fig 15. Dashboard page- Teacher data (continued)

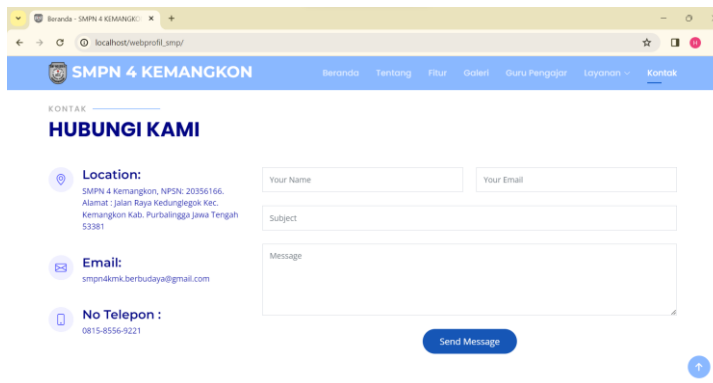


Fig 16. Dashboard page- School Contact

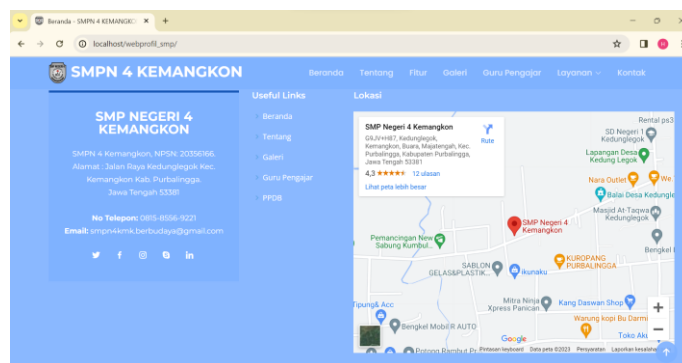


Fig 17. Dashboard Page- School Location

3.4. School Extracurricular Services Page

The school extracurricular service page is a page that contains information on extracurricular activities at SMP Negeri 4 Kemangkon, such as extracurricular Scouts, Pencaksilat and Osis SMP Negeri 4 Kemangkon. The School Extracurricular page can be seen in Figures 18-20 as follows:



Fig 18. School extracurricular services



Fig 19. School extracurricular services page



Fig 20. Extracurricular Services Page (Continued)

3.5. New Learner Registration Service Page (PPDB)

The New Student Registration Service Page (PPDB) of SMP Negeri 4 Kemangkon is an online new student registration service. This service contains a registration menu, a registration check menu, and guidelines for using online PPDB services. Online New Learner Registration Service (PPDB) SMP Negeri 4 Kemangkon is intended for three types of service users (users), namely Student Parents with access to register your child, check your child's registration, and print proof of registration, PPDB Officers with access to validate filing and print PPDB reports, and PPDB Admin with

access to data management and PPDB officer management. The Information page on the Online New Learner Registration (PPDB) service menu of SMP Negeri 4 Kemangkon can be seen in Figures 21-22.



Fig 21. Online PPDB Service of SMPN 4 Kemangkon



Fig 22. PPDB Menu Information Page

On the information page, the online New Learner Registration (PPDB) service menu of SMP Negeri 4 Kemangkon has a Check Registration menu based on the NIK of prospective students, which can be seen in Figure 23.

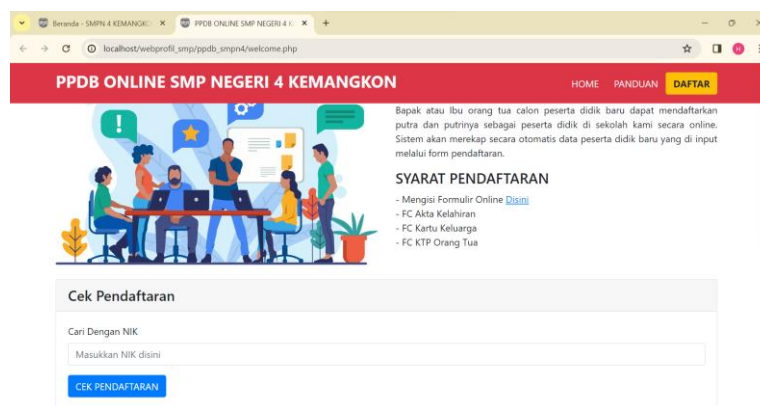


Fig 23. Check PPDB Online Registration

User information for the Online New Learner Registration (PPDB) service of SMP Negeri 4 Kemangkon can be seen in Figure 24.

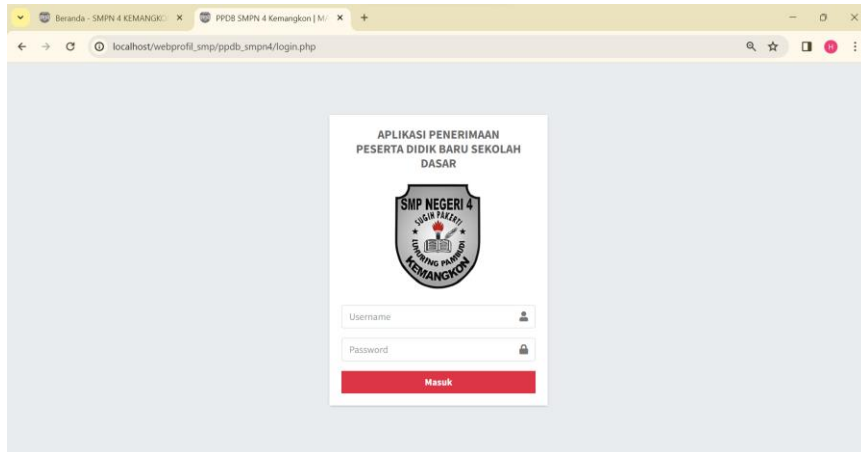


Fig 27. Admin Login Page

The admin must enter the username and password on the login page, then click “Login.” If the username and password are correct, it will display a “Login Successful” message, as seen in Figure 28. Next, it will be directed to the PPDB Online Admin Dashboard Page, shown in Figure 29.

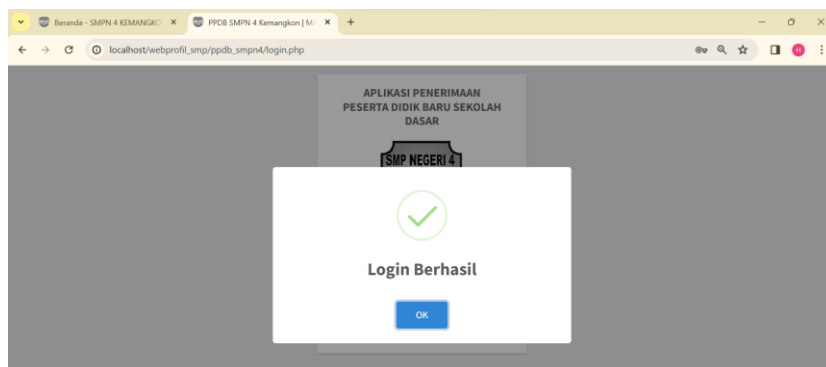


Fig 27. Login Successful Message




Fig 29. PPDB Online Dashboard Page Admin

On the PPDB Onlen User Admin Dashboard Page, there is a sidebar menu for managing Master Data, Registration Data and User Data, which can be seen in Figure 30.




Fig 30. PPDB Admin Dashboard Sidebar

In the Master Data Menu, the admin can manage School Data, School Year and Online New Learner Registration Period (PPDB), as seen in Figure 31.




Fig 31. Master-Admin Data Menu

Admin can manage School Data to update school data by clicking “Change Data” for the fields (School Name, School Address, and School Accreditation), as seen in Figure 32.

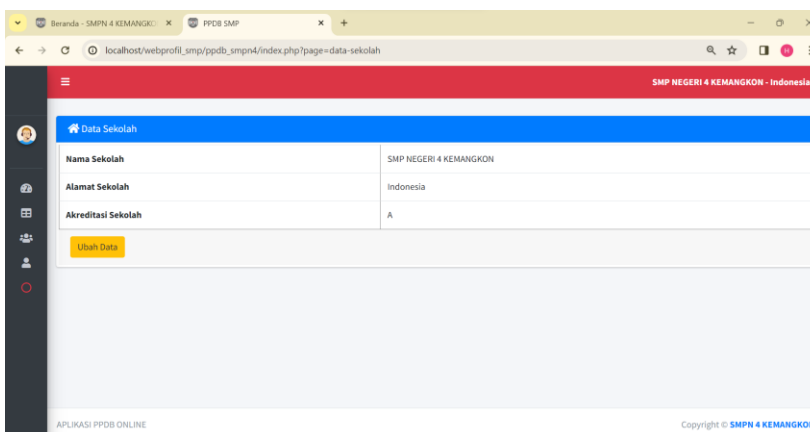


Fig 32. Master Data - School Data

Admins can manage Teaching Year Data on the Master Data menu to add school years and update and delete school years, as seen in Figure 33.

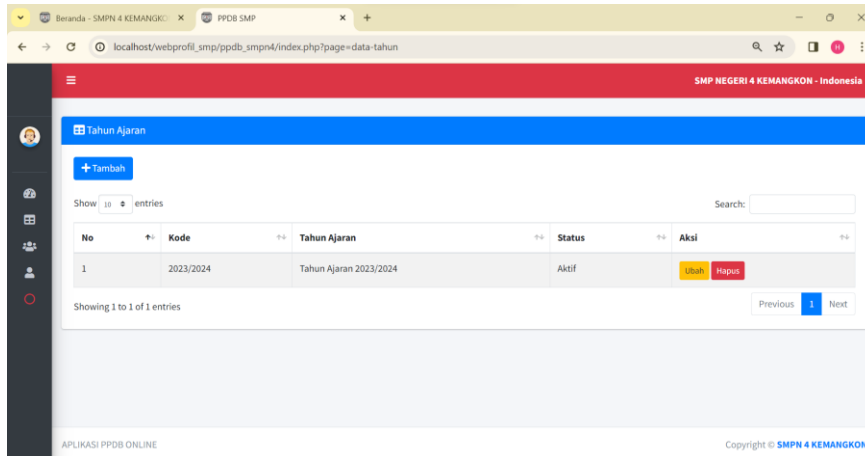


Fig 33. Master Data- School Year

Admin can manage PPDB Period master data to update the registration period by clicking “Change Session” for the fields (Period/Session, Start Date, and End Date), which can be seen in Figure 34.

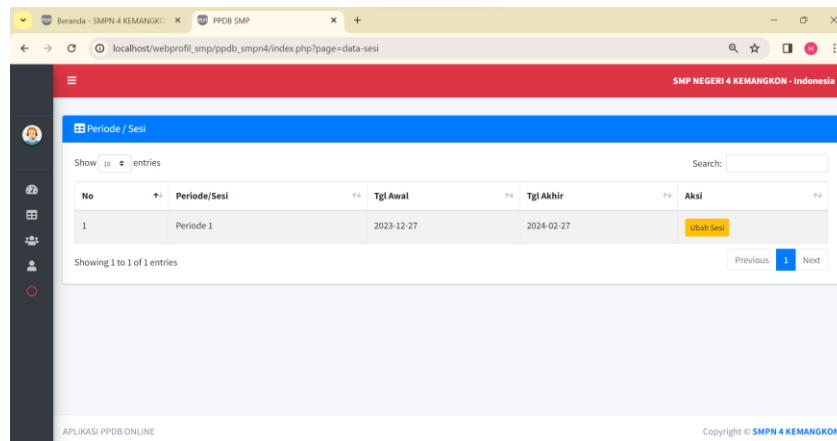


Fig 34. Master Data-Period

On the Registration Data Menu, the admin can manage incoming registrations and applicants who have done the filing, which can be seen in Figure 35.

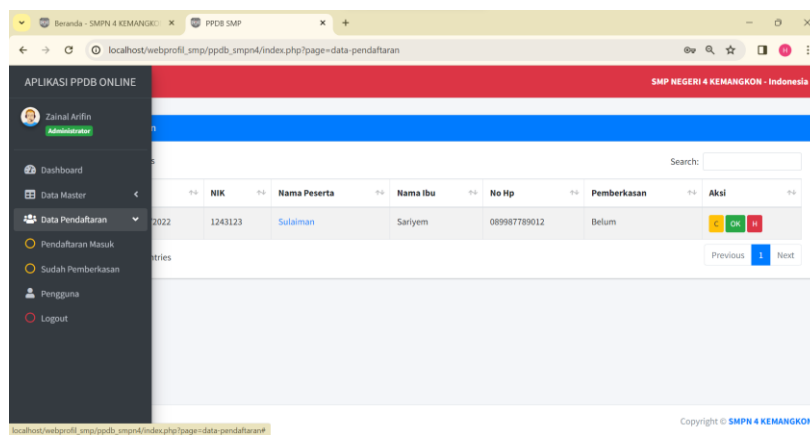


Fig 35. Registration Data

Admin can check the registration form by clicking “C”, ACC registration by clicking “okay” for complete filing status, and delete registrants by clicking “H”.

No	TA	NIK	Nama Peserta	Nama Ibu	No Hp	Pemberkasan	Aksi
1	2021/2022	1243123	Sulaiman	Sariyem	089987789012	Belum	UP, H

Fig 36. Incoming Registration Data

On the Already Completed Menu, the admin can see information on registrants who have completed the PPDB Online SMP Negeri 4 Kemangkon, which can be seen in Figure 36. The admin can restore the filing status for re-filing if there are defective or possibly invalid files by clicking “up”. Then, the admin can delete the registration by clicking “H”.

No	TA	NIK	Nama Peserta	Nama Ibu	No Hp	Pemberkasan	Aksi
1	2021/2022	1239871	M. Yusron	Mia Yohana	089987789090	Sudah	UP, H
2	2021/2022	1234567	M. Yusuf	Sumami	089987789098	Sudah	UP, H
3	2023/2024	3302211907020005	Hari Pangestu	Suyati	083879973693	Sudah	UP, H

Fig 37. Enrollment Data - Already Completed

In the User Data Menu, the admin can manage application users who act as officers by adding officers or updating PPDB Online officer data SMP Negeri 4 Kemangkon, which can be seen in Figure 38. Admins can add users by clicking “add, update user data by clicking “change”, and delete user data by clicking “delete”.

No	Nama User	Username	Level	Aksi
1	Zainal Arifin	admin	Administrator	Ubah, Hapus
2	Slamet	petugas	Petugas	Ubah, Hapus

Fig 38. User Data

The Register menu on the Online New Learner Registration Service (PPDB) menu of SMP Negeri 4 Kemangkon is a registration form that must be filled in with data such as Learner Biodata (Learner Name, NIK, Place of Birth, Date of

Birth, Gender, Religion, Address, Child to, Number of Siblings) and Parent or Guardian Biodata (KK No, Father's Name, Father's Occupation, Mother's Name, Mother's Occupation, Parent's Cellphone No) which can be seen in Figure 39-41 as follows:

The screenshot shows a web browser window with the URL `localhost/webprofil_smp/ppdb_smpn4/welcome.php?page=modul-register`. The page title is "PPDB ONLINE SMP NEGERI 4 KEMANGKON". The navigation bar includes "HOME", "PANDUAN", and a yellow "DAFTAR" button. The main content area is titled "FORMULIR PPDB ONLINE TAHUN AJARAN 2023/2024". Under the heading "A. BIODATA PESERTA", there are several input fields: "NAMA PESERTA", "NIK", "TEMPAT LAHIR", "TGL LAHIR" (with a date picker showing "hh/bb/tttt"), and "JENIS KELAMIN" (a dropdown menu showing "- Pilih -").

Fig 39. List Menu- PPDB Service

This screenshot continues the registration form. It shows the "AGAMA" dropdown menu (set to "- Pilih -") and the "ALAMAT" text input field. Below these are fields for "ANAK KE" and "JML SAUDARA". The section "B. BIODATA ORANG TUA/WALI" begins with "NO KARTU KELUARGA" and "NAMA AYAH" input fields.

Fig 40. List Menu- PPDB Service (Continued)

This screenshot shows the continuation of the parent/guardian biodata section. It includes input fields for "NAMA AYAH", "PEKERJAAN AYAH", "NAMA IBU", "PEKERJAAN IBU", and "NO HP ORANG TUA". At the bottom of the form, there is a blue button labeled "DAFTAR SEKARANG".

Fig 41. Register Menu- Online PPDB Service (Continued)

The User System Officer menu is a page officers use to validate PPDB Online filings and print PPDB Online reports for SMP Negeri 4 Kemangkon, which can be seen in Figures 42-47.

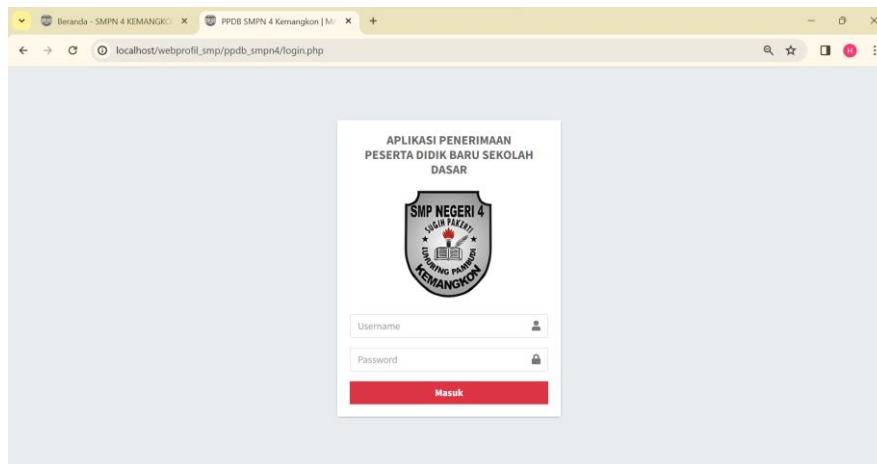


Fig 42. Officer Login Page

The officer must enter the username and password on the login page, then click “Login.” If the username and password are correct, it will display a “Login Successful” message, as seen in Figure 43. Next, it will be directed to the PPDB Online Officer Dashboard Page, as seen in Figure 44.

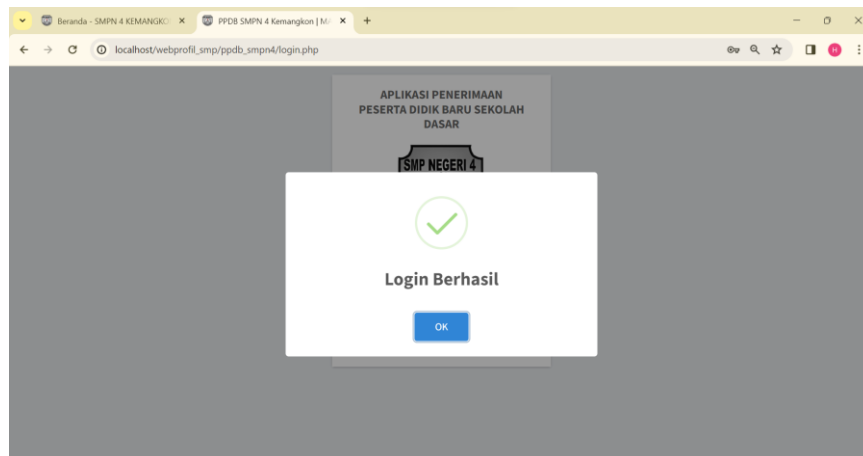


Fig 43. Login Successful Message




Fig 44. PPDB Online Dashboard Page Officer

On the Officer User Onlen PPDB Dashboard Page, there is a sidebar menu for managing Registration Data, which can be seen in Figure 45.




Fig 45. Officer PPDB Dashboard Sidebar

In the Registration Data Menu, officers can validate incoming registrations and registrants who have done filing, as seen in Figure 46.

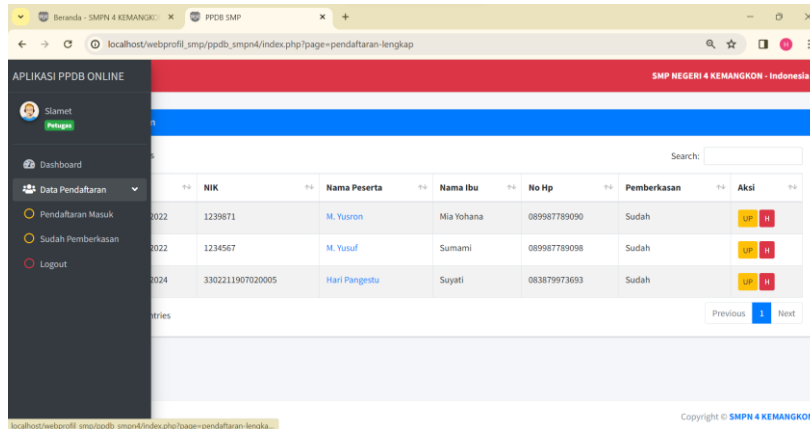


Fig 46. Registration Data

The officer can check the registration form by clicking “C”, ACC registration by clicking “okay” for complete filing status, and delete the registrant by clicking “H”.

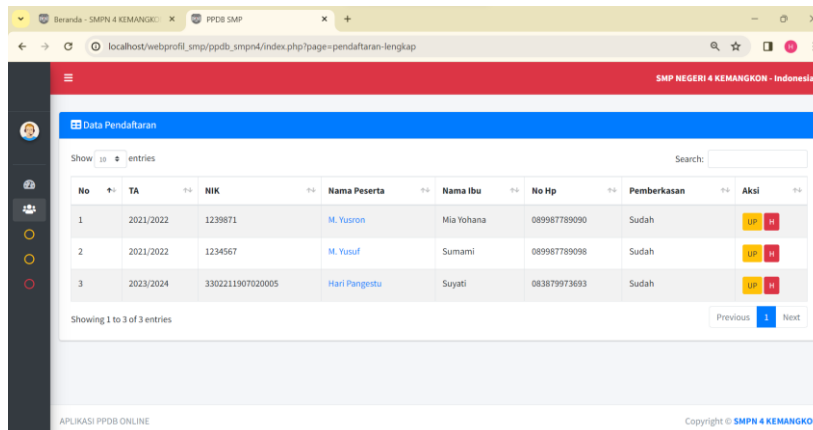
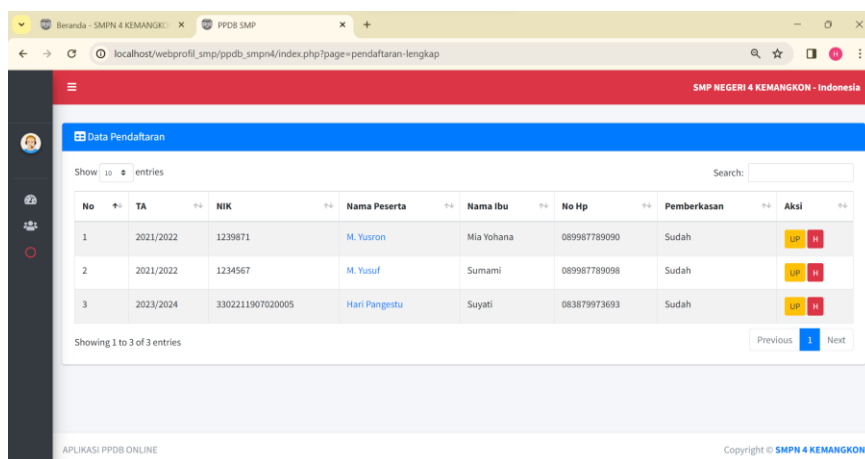


Fig 47. Login Registration

In the Already Completed Menu, the Officer can see information on applicants who have completed the PPDB Online SMP Negeri 4 Kemangkon, which can be seen in Figure 48. The admin can restore the filing status for re-filing if there are defective or possibly invalid files by clicking “up”. Then, the admin can delete the registration by clicking “H”.



No	TA	NIK	Nama Peserta	Nama Ibu	No Hp	Pemberkasan	Aksi
1	2021/2022	1239871	M. Yusron	Mia Yohana	089987789090	Sudah	UP H
2	2021/2022	1234567	M. Yusuf	Sumami	089987789098	Sudah	UP H
3	2023/2024	3302211907020005	Hari Pangestu	Suyati	083879973693	Sudah	UP H

Fig 48. Enrollment Data - Already Completed

3.6. System Testing Results

The Black Box Testing for the functional aspects of the SMP Negeri 4 Kemangkon school information system yielded 100% valid results. The system features were successfully operational, meeting applicable requirements and being utilized by users without encountering technical issues.

4. Discussion

Several prior studies explored the design and development of web-based school information systems using the Rapid Application Development (RAD) method. One notable example is the research on creating a website-based academic information system at SMA Panca Moral Cikampek, utilizing the Rapid Application Development (RAD) method (Aryanti et al., 2021). This study employs the Rapid Application Development (RAD) method for constructing an academic information system, chosen for its emphasis on expediting the development process. The outcome is a RAD-based academic information system website, offering advantages such as streamlined teacher attendance recording and easy access to student information, including schedules and grades. Additionally, the system facilitates prompt dissemination of new student enrollment information and is an effective tool for school promotions.

The second research, likewise, employed the Rapid Application Development (RAD) method to create an online report card system named SIRLINE, focusing on SD Islam Imam Syafi'I Jember as a case study (Nurman Hidayat & Kusuma Hati, 2021). The outcome of this study is the Online Report Card Information System (SIRALINE), which streamlines report card management and ensures accurate delivery of results. The third investigation, similarly adopting the Rapid Application Development (RAD) method, focused on building an academic information system at SMK Negeri 1 Depok (Fauzi & Harli, 2019). This led to developing a mobile Android-based academic information system named SisAkOne. Black box testing confirmed the system's functionality without technical glitches. Ultimately, the research underscores the effectiveness of the RAD method in constructing well-functioning information systems that cater to specific functional requirements.

The three studies highlighted the positive and effective outcomes of employing the Rapid Application Development (RAD) method in crafting web-based school information systems. The first study, concentrating on SMA Panca Moral Cikampek's academic information system, demonstrated RAD's ability to expedite system development, ensuring easy access for teachers and students. The second study, involving the creation of the Online Report Card Information System (SIRLINE) for SD Islam Imam Syafi'I Jember, affirmed RAD's efficacy in providing efficient solutions for online report card management, contributing positively to effective and accurate delivery. The third study, centering on developing the Android mobile-based Academic Information System (SisAkOne) for SMK Negeri 1 Depok, revealed RAD's applicability to mobile-based systems, especially evident in successful software testing utilizing black box testing.

These three studies collectively endorse the upcoming research on designing the “School Information System at SMP Negeri 4 Kemangkon Website Based Using Rapid Application Development Method.” The aim is to enhance the dissemination of school information and introduce services such as new student registration, extracurricular activities, school vision and mission, teacher data, school contacts, school news, and other relevant information. Utilizing the RAD method is anticipated to offer an efficient and responsive solution to meet the requirements of school stakeholders. Additionally, this research serves as a foundation for optimizing the application of RAD in school information system development.

5. Conclusion

Based on the description of the results and discussion, this research successfully develops a website-based school information system by applying the RAD method. The Black Box test results on the functional aspects of the SMP Negeri 4 Kemangkon school information system show a validity level of 100%, proving that the system features can operate as needed without any technical problems. This school information system positively contributes to facilitating the dissemination of school information and becoming an effective promotional medium. With services such as new student registration (PPDB), extracurricular information, school vision and mission, teacher data, school contacts, school news, and other school information, this website becomes a complete and reliable source of information for various related parties.

Suggestions for future research involve further evaluation of the effectiveness of this school information system after it has been implemented over some time. In addition, further research can focus on developing additional features that can improve user experience, such as integrating discussion forums or online learning platforms. A deeper understanding of the security and privacy aspects of data in the system can also be a focus of research to improve the quality of this school information system.

Acknowledgements

The researchers would like to express their sincere appreciation and gratitude to SMP Negeri 4 Kemangkon for the permission and support in conducting this research. The permission granted has enabled the researcher to develop and implement the School Information System of SMP Negeri 4 Kemangkon. Thank you for the cooperation, participation, and contribution of SMP Negeri 4 Kemangkon during this research process. Hopefully, the School Information System that has been built can provide significant benefits for all stakeholders at SMP Negeri 4 Kemangkon and be a positive step in education development.

References

- Alfiansyah, I., & Lubaba, M. N. (2023). Rancang Bangun Sistem Informasi Sekolah Sebagai Media Pendataan Berbasis Web Di Smp Islam Darussalam. *Edusaintek: Jurnal Pendidikan, Sains Dan Teknologi*, 10(1), 193–211.
- Ambara, M. P., & Antarajaya, I. N. S. (2022). Pengembangan Sistem Informasi Alumni Untuk Tracer Study Mendukung Manajemen Laporan Strategis Sekolah. *Jurnal Ilmiah Pendidikan Citra Bakti*, 9(1), 205–218. <https://doi.org/10.38048/jipcb.v9i1.675>
- Apriana, V. (2022). Penerapan Metode Waterfall Pada Sistem Informasi Akademik Sekolah Menengah Kejuruan. *Artikel Ilmiah Sistem Informasi Akuntansi*, 2(1), 1–5. <https://doi.org/10.31294/akasia.v2i1.1085>
- Apriyani, M. E., Luthfi, D. A., Hamdana, E. N., Yuniyanto, D. R., Pamenang, M. U., Aji, D. K. P., & Asmara, R. A. (2022). Sistem Informasi Sekolah Kb/Tk Alfath Bunulrejo Malang. *Jurnal Pengabdian Pada Masyarakat Ilmu Pengetahuan Dan Teknologi Terintegrasi*, 6(2), 94–102. <https://doi.org/10.33795/jindeks.v6i2.284>
- Aryanti, R., Fitriani, E., Ardiansyah, D., & Saepudin, A. (2021). Penerapan Metode Rapid Application Development Dalam Pengembangan Sistem Informasi Akademik Berbasis Web. *Paradigma - Jurnal Komputer Dan Informatika*, 23(2). <https://doi.org/10.31294/p.v23i2.11170>
- Bratakusuma, T., & Ma'arifah, W. (2024). Sistem Manajemen Sekolah Sepak Bola dan Kompetisi Bolasoft Menggunakan Metode Rapid Application Development. *Jurnal Sistem Informasi Bisnis (JSINBIS)*, 01(1), 1–11. <https://doi.org/10.21456/vol14iss1pp1-11>

- Darmansah, D., & Suhendro, Z. (2020). Sistem Informasi Sekolah Pada Sd Negeri 21 Sungai Geringging Kabupaten Padang Pariaman Berbasis Web. *Matrik : Jurnal Manajemen, Teknik Informatika Dan Rekayasa Komputer*, 19(2), 235–245. <https://doi.org/10.30812/matrik.v19i2.639>
- Eka Mutia, A., Veliyanti, R., & Setiawan, D. (2022). Sistem Informasi Pengelolaan Dana Sekolah Berbasis Visual Basic.Net. *Jurnal Teknik Informatika Dan Teknologi Informasi*, 2(2), 51–62. <https://doi.org/10.55606/jutiti.v2i2.370>
- Erlangga, D. P. A., Hartanti, D., & Lubis, H. (2022). Perancangan Sistem Informasi Geografis Sekolah Luar Biasa Dengan Metode Extreme Programming. *Journal Of Informatic And Information Security*, 3(1), 23–34. <https://doi.org/10.31599/jiforty.v3i1.1220>
- Fauzi, A., Afwani, R., & Hidayat, R. (2022). Pembuatan Sistem Informasi Company Profile Pada Sekolah Relawan Sangkareang Berbasis Website. *Jbegati Journal*, 3(1), 145–154. <http://begawe.unram.ac.id/index.php/jbti/>
- Feladi, V., & Marlianto, F. (2022). Perancangan Sistem Informasi Sekolah Berbasis Web Di Sma Wisuda Pontianak. *Prosiding Simposium Nasional Multidisiplin (Sinamu)*, 4, 252–261. <https://doi.org/10.31000/sinamu.v4i1.7882>
- Hilmawan, A., Lono, P., & Subekti, D. (2022). Implementasi Model Eucs Dan Delone & Mclean Untuk Evaluasi Kepuasan Pengguna Sistem Informasi: Studi Kasus Sekolah Olifant Yogyakarta. *Jurnal Aplikasi Teknologi Informasi Dan Manajemen (Jatim)*, 3(2), 126–135. <https://doi.org/10.31102/jatim.v3i2.1670>
- Irtanto, W., & Damanik, R. R. (2022). Pengembangan Sistem Informasi Aplikasi Kelola Nilai Untuk Sekolah Medan Mulia Berbasis Web. *Information System Development Journal*, 7(2), 71–77.
- Irwanto, I. (2021). Perancangan Sistem Informasi Sekolah Kejuruan Dengan Menggunakan Metode Waterfall (Studi Kasus Smk Pgr1 1 Kota Serang-Banten) Irwanto. *Jurnal Pendidikan*, 1(2), 86–107.
- Kirman, K., & Saputra, E. E. (2022). Metode Sdlc Waterfall Pada Rancang Bangun Sistem Informasi Sekolah Smp Negeri 10 Kaur. *Jusibi (Jurnal Sistem Informasi Dan E-Bisnis)*, 4(2), 112–118. <https://doi.org/10.54650/jusibi.v4i2.453>
- Lathifah, A., & Sugiarti, Y. (2022). Analisis Dan Perancangan Sistem Informasi Perpustakaan Madrasah Berbasis Web Dengan Metode Rapid Application Development. *Applied Information System And Management (Aism)*, 5(1), 33–36. <https://doi.org/10.15408/aism.v5i1.23984>
- Lestari, T. S. M., & Jaya, S. M. (2021). Perancangan Sistem Informasi Berbasis Web Melalui Whatsapp Gateway Studi Kasus Sekolah Luar Biasa-Bc Nurani. *Jurnal Teknologi Informasi Dan Komunikasi*, 11(1), 38–44. <https://doi.org/10.56244/fiki.v11i1.421>
- Mahardikawati, N. (2020). Sistem Informasi Industri Kecil Menengah Pemerintahan Kabupaten Boyolali Berbasis Website. *Jurnal Teknik Informatika (Jutif)*, 1(2), 53–60.
- Nurkholis, A., Jupriyadi, J., Sucipto, A., Pasha, D., Sobirin, M. H., Nazar, M. A., & Suhartanto, A. (2022). Implementasi Sistem Informasi Profil Sekolah Berbasis Web Pada Smk Minhadlul Ulum. *Journal Of Engineering And Information Technology For Community Service*, 1(2), 50–57. <https://doi.org/10.33365/jeit-cs.v1i2.135>
- Nurman Hidayat, & Kusuma Hati. (2021). Penerapan Metode Rapid Application Development (Rad) Dalam Rancang Bangun Sistem Informasi Rapor Online (Siraline). *Jurnal Sistem Informasi*, 10(1), 8–17. <https://doi.org/10.51998/jsi.v10i1.352>
- Pratama, A., Faroqi, A., Mandyartha, E. P., Al Ayyubi, S., & Shalsabilla, S. Y. (2022). Pembelajaran Sekolah (Studi Kasus : Trimurti Senior High School). *Prosiding Seminar Nasional Teknologi Dan Sistem Informasi (Sitasi) 2022 Surabaya*, 10 – 11 September 2022 Issn, September, 10–11.
- Profita, A., Ifan, A. N., & Burhandenny, A. E. (2022). Penerapan Metode Rapid Application Development (Rad) Untuk Digitalisasi Ukm Industri Busana Muslim. *Jurnal Rekayasa Teknologi Informasi (Jurti)*, 6(2), 171. <https://doi.org/10.30872/jurti.v6i2.8096>
- Rizwan Nurfalah, & Arny Lattu. (2023). Perancangan Sistem Informasi Sekolah Berbasis Website (Study Kasus Sd Negeri Cisarua). *Jurnal Informatika Teknologi Dan Sains*, 5(1), 54–59. <https://doi.org/10.51401/jinteks.v5i1.2234>

- Roji, F. F. (2022). Perancangan Sistem Informasi Geografis Pengelolaan Praktik Kerja Industri Untuk Sekolah Menengah Kejuruan. *Jurnal Algoritma*, 18(2), 583–593. <https://doi.org/10.33364/algoritma/v.18-2.1089>
- Sa'adah, N., Yanti, Y., Zulfan, Z., Susmanto, S., Munawir, M., & Irawati, I. (2022). Analisis Spasial Peluang Lokasi Unit Sekolah Baru Menggunakan Metode Score Dan Sistem Informasi Geografis. *Jurnal Infotekmesin*, 13(1), 194–200. <https://doi.org/10.35970/infotekmesin.v13i1.1029>
- Santosa, R. T., & Febriyati, N. A. (2019). Aplikasi Sistem Informasi Sekolah Berbasis Web Pada Smp Wachid Hasyim 7 Surabaya. *Jurnal Ilmiah Scroll (Jendela Teknologi Informasi)*, 5(1), 89–96. <https://doi.org/10.31294/ijse.v5i1.5867>
- Saputra, F. F. (2022). Sistem Informasi Sekolah (Sikola) Berbasis Website Pada Smas Sandikta. *Informatics And Computer Engineering Journal*, 2(1), 21–28. <https://doi.org/10.31294/icej.v2i1.610>
- Setyadi, H. A., & Perbawa, D. S. (2022). Sistem Informasi Manajemen Aliran Barang Di Toko Anugerah Karanganyar Menggunakan Metode Rapid Application Development (Rad). *Bianglala Informatika*, 10(2), 76–82. <https://doi.org/10.31294/bi.v10i2.12168>
- Subroto, A. W., Agustina, R. A., Chelsea, F. A., & Anggoro, D. A. (2021). Perancangan Sistem Informasi Sekolah Berbasis Website Sebagai Sarana Promosi Pada Sdn Toso 02. *Abdi Teknayasa*, 2(2), 63–66. <https://doi.org/10.23917/abditeknoyasa.v2i2.201>
- Wahid, B. A. (2019). Penerapan Metode Rapid Application Development Terhadap Penjualan Fashion Distro Secara Online. *Jurnal Esensi Infokom: Jurnal Esensi Sistem Informasi Dan Sistem Komputer*, 3(1), 33–39. <https://doi.org/10.55886/infokom.v3i1.345>
- Wijaya, Y. D. (2020). Penerapan Metode Rapid Application Development (Rad) Dalam Pengembangan Sistem Informasi Data Toko. *Jurnal Sitech: Sistem Informasi Dan Teknologi*, 3(2), 95–102. <https://doi.org/10.24176/sitech.v3i2.5141>
- Yani, A., Setiawan, D., Sofian, N. E., Subagja, R., & Desyani, T. (2020). Pengujian Aplikasi Reservasi Hotel Di Legreen Hotel & Suite Dengan Metode Black Box Testing Boundary Value Analysis. *Jurnal Teknologi Sistem Informasi Dan Aplikasi*, 3(2), 114. <https://doi.org/10.32493/jtsi.v3i2.4686>